

VIDEO WALL MOUNTING SOLUTIONS



VIDEO WALL MOUNT

Built your video wall easily with **WM-A SERIES** video wall mounts! Models end with T with pop-out and quick lock function provide easy installation and maintenance or replacement. Built-in level adjustment and lateral shift bracket design optimize users' installation and use experience. For multiple screen display solution, it is recommended to customize your video wall with connect plates.



Easily **pop-out** & **quick-lock** mechanism

1



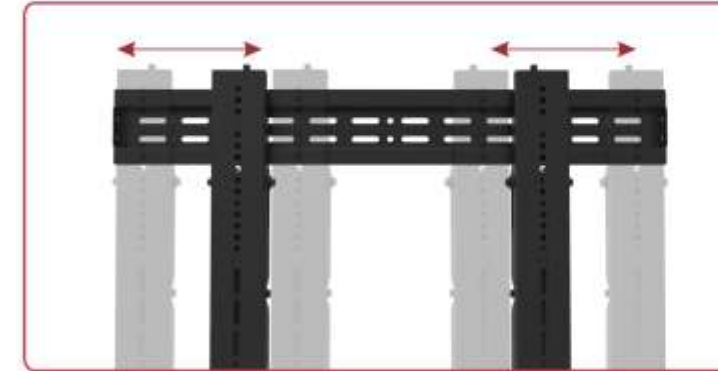
Protects displays by removing the possibility of accidental pop-outs via the plastic locking pieces



Quick-lock by a press allows easy installation



Easily pulled out for quick maintenance



Lateral shift brackets enable easy alignment



Built-in screen level adjustment for seamless display alignment and level



Simple connector allows easy assembly of multi-wall mounts



Anti-theft design (require for a padlock)

2

With pop-out function



WM-A-46



WM-A-48

ECONOMICAL
Without pop-out function



WM-B-46



WM-B-48



Model	WM-A-46	WM-A-48	WM-B-46	WM-B-48
Recommended Screen Size	37"-70"	37"-70"	37"-70"	37"-70"
VESA Standard	200x200 400x200 300x300 400x400 600x400	400x200 300x300 400x400 600x400 800x400	200x200 400x200 300x300 400x400 600x400	400x200 300x300 400x400 600x400 800x400
Max.VESA	600x400	800x400	600x400	800x400
Weight Capacity(screen)	45kg/99lbs	45kg/99lbs	45kg/99lbs	45kg/99lbs
Profile	60-202mm	60-202mm	60-202mm	60-202mm
Level Adjustment	+3°~-3°	+3°~-3°	+3°~-3°	+3°~-3°
Anti-theft	YES	YES	YES	YES
Strength tested	4 times approved	4 times approved	4 times approved	4 times approved

VIDEO WALL Mounting System

Great for landscape or portrait screen orientation in video wall applications, offering easy installation and maintenance for multiple screens. **WM-E SERIES** provides the perfect solution to your digital signage project. With simple installation and easy micro-adjustments, the displays are aligned with precision and held close against the wall for a clean, low-profile appearance.



WM-E SERIES

Video Wall Mounting System



Lock & unlock Switch Knob
Helps to lock/release display out of the wall plate



Pop-out Extension
Easily pulled out for easy installation and maintenance



Lock the pop-out
Protects displays by removing the possibility of accidental pop-outs via the plastic locking pieces



Vertical adjustment
Height adjustment in an easy-to-access location ensures perfect alignment




Tilt Adjustment
Handles enable tilting for 5° up and 3° down that protects displays from twisting



Depth Adjustment
Rotate knobs for fine-tuning of depth from the wall



Optional Security
Anti-theft design for additional security (require for a padlock)



Lateral shift
Allows screens to slide left/right to simplify installation and also can be fixed to protect screens from potential collisions



Kickstand Design
Provides 12° of tilt for easy cable management and maintenance

SUVIRA™



Landscape Mount with Pop-out
WM-E-46L



Landscape Mount with Pop-out
WM-E-48L



Portrait Mount with Pop-out
WM-E-46P

Model	WM-E-46L	WM-E-48L	WM-E-46P
Recommended Screen Size	45"-70"	54"-70"	45"-70"
VESA Standard	200x200 400x200 300x300 400x400 600x400	200x200 400x200 300x300 400x400 600x400 800x400	200x200 400x200 300x300 400x400 600x400
Max.VESA	600x400	800x400	600x400
Weight Capacity(screen)	70kg/154lbs	70kg/154lbs	70kg/154lbs
Profile	137-300mm	137-300mm	145-308mm
Level Adjustment	+3°~-3°	+3°~-3°	+3°~-3°
Tilt	+5°~-3°	+5°~-3°	+5°~-3°
Anti-theft	YES	YES	YES
Strength tested	4 times approved	4 times approved	4 times approved


MENU BOARD WALL MOUNT

Easy & fast multi-screen alignment

Placing multiple displays in a horizontal arrangement has never been easier with the Menu Board Wall Mount. These wall mounts are versatile and adjustable, easily installed in a variety of environments for a wide range of applications.



Perfect for fast food restaurant, café and other retail display



Menu Board Made Easy


















Lock



Unlock

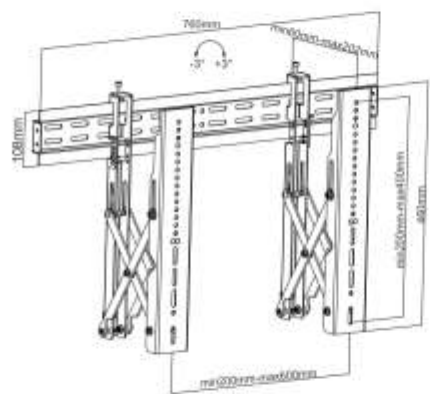
Model	MB-64
Recommended Screen Size	45"-55"
VESA Standard	200x200 400x200 300x300 400x400 600x400
Max. VESA	600x400
Weight Capacity(screen)	45kg/99lbs
Strength tested	4 times approved
Tilt	+5°~-10°
Screen Qty	2

	A-SERIES	E-SERIES
Model	 LVW02-46T	 LVW03-46T
Specification	<ul style="list-style-type: none"> * Fit for most 37" – 70" flat panel TVs * Fit mounting patterns up to 696x400 mm; * Max. VESA: 600x400 * Mounting profile: 60-202 mm * Support flat panel TVs up to 45kg/99lbs * Pop up function included 	<ul style="list-style-type: none"> * Fit for most 45" – 70" flat panel TVs * Fit mounting patterns up to 700x438 mm; * Max. VESA: 600x400 * Mounting profile: 137-300 mm * Support flat panel TVs up to 70kg/154lbs * Pop out with 165mm distance * Full micro-adjustment video wall mount <ul style="list-style-type: none"> - Up/down micro-adjustment: 28mm - In/out micro-adjustment: 18mm - Tilting micro-adjustment: +5° – -3°
Pop out	Yes, fast and big distance pop out 	Yes, quite smooth and small distance pop out, pull out by few strength 
Lock-unlock system for screen turnup	NO 	Yes, it includes lock-unlock system for screen turnup 
Lock the Pop-out	Included lock block avoid accident release 	It could lock the pop out, in case to avoid any touch by mistake 
Vertical adjustment	Distance: 10mm 	Distance: 28mm 
Micro-tilt adjustment	NO 	Tool-less micro-tilt adjustment +5°~-3°. The tilt adjustment could help customer to make screens on same level even if the wall is not at same level 

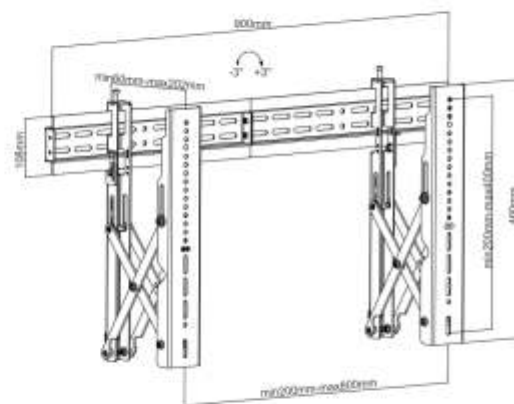
Depth adjustment	NO 	Depth adjustment with distance 18mm. the depth adjustment could help customer to make screens on same level even if the wall is not at same level 
Lateral Shift	left/right moveable to close the side screens but no lock function 	left/right moveable to close the side screens smoothly and lockable, the movement is quite easy 
Kickstand	NO 	Kickstand design for easy cable management and maintenance 
Anti-theft		YES 



Without
pop-out function

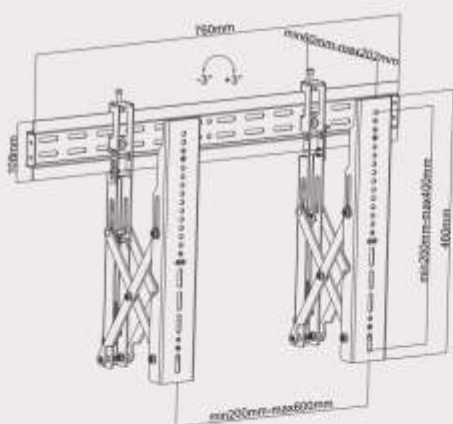


WMB-46

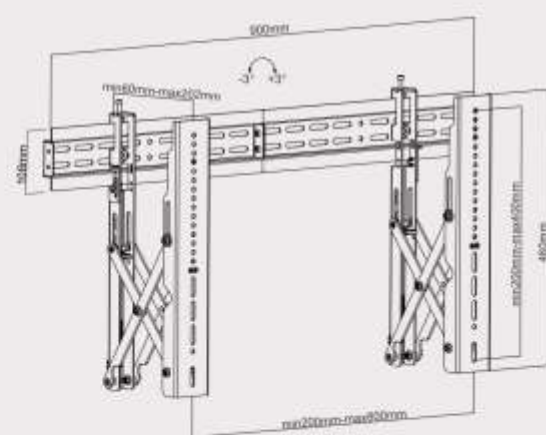


WMB-48

With
pop-out function

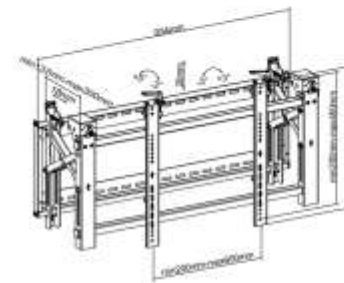


WMA-46

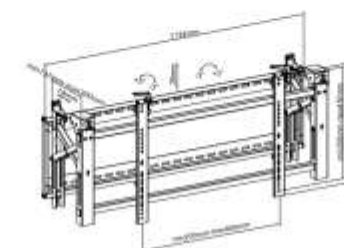


WMA-48

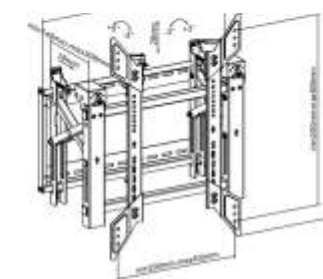
With
pop-out function



WME-46

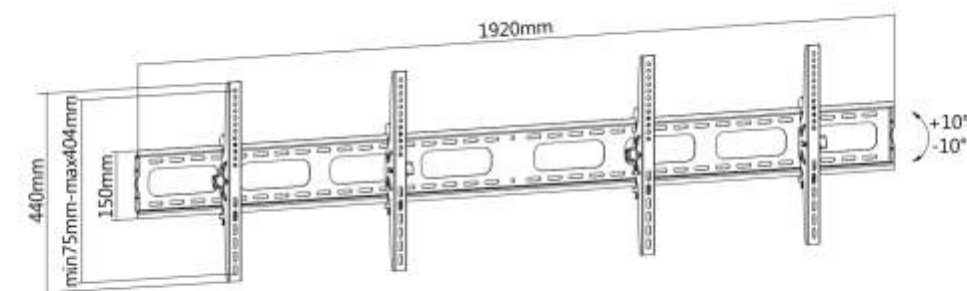


WME-48



WME-46P

Menu board
wall mount



MB-64

FREE STANDING VIDEO WALL SOLUTIONS



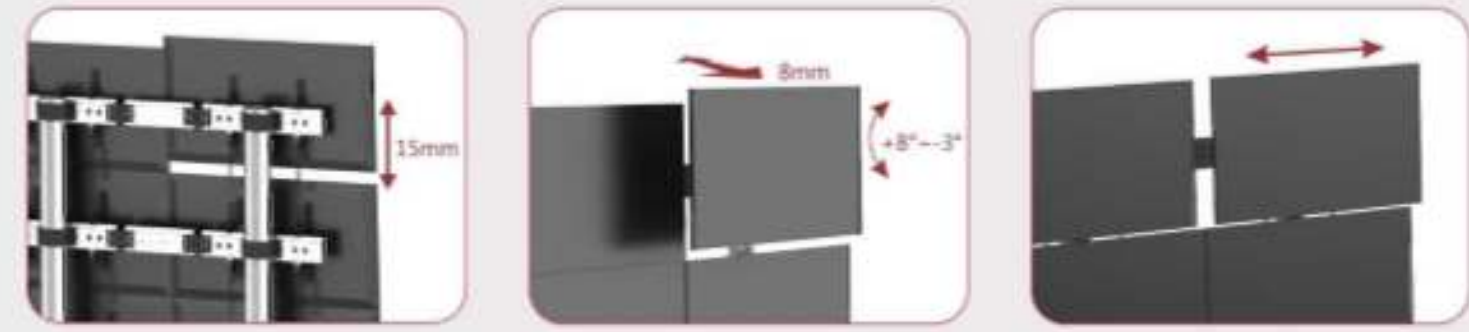
VIDEO WALL STAND & CART

WM-C SERIES domilimi's wide range of standardized or custom-built video wall floor & cart provide versatile setup for any setting to meet public display or professional presentation needs. for multi-screen combination solution? Don't worry!

Customize your installation with included quick assembled connect plate. Effortless micro-adjustments from seamless display alignment and level. Built your video wall easily without wall now!

BENEFITS

- Provides a versatile setup for any setting.
- Additional combination accepted to increase array size horizontally and vertically.
- The sleek and elegant design of aluminium construction embellishes your TVs.
- Height-adjustable and lateral shift brackets allow seamless display alignment and level.
- Integrated cable management keep cables organised.
- Standard or custom built models available.
- Ideal for public displays or other professional presentation.



Effortless micro-adjustments for seamless display alignment and level.



Integrated cable management keep cables organized.



Base plate provides additional security by removing the possibility of tripped over



Automatically click-in spring lock with easily-release card

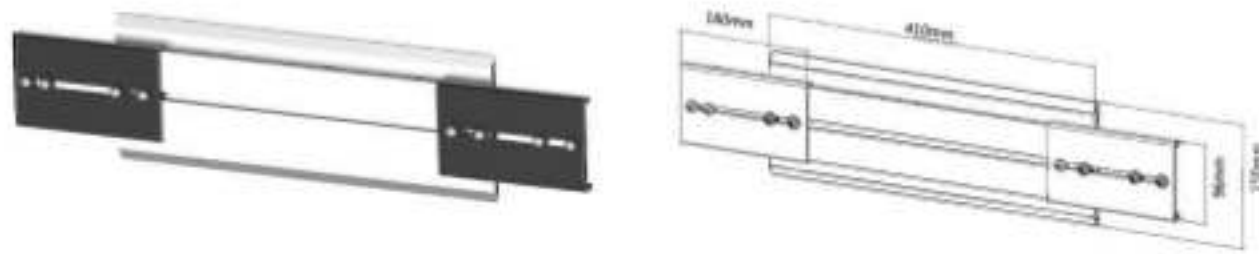


WM-C SERIES



multi-screen combination solution


use connect plate (included) to customize video wall display ↓



WM-C 246A

WM-C 246B

WM-C 246C




Model	WM-C 246A	WM-C 246B	WM-C 246C
Recommended Screen Size	45"-55"	45"-55"	45"-55"
VESA Standard	200x200 400x200 300x300 400x400 600x400	200x200 400x200 300x300 400x400 600x400	200x200 400x200 300x300 400x400 600x400
Max.VESA	600x400	600x400	600x400
Weight Capacity(per screen)	40kg/88lbs	40kg/88lbs	40kg/88lbs
Screen Qty	2	2	2
Level Adjustment	+3°~-3°	+3°~-3°	+3°~-3°
Cable Management	YES	YES	YES
Base	Cart	Adjustable feet	Steel plate
Max Height	1720mm	1630mm	1616mm



WM-C 346A



WM-C 346B



WM-C 346C

Model	WM-C 346A	WM-C 346B	WM-C 346C
Recommended Screen Size	45"-55"	45"-55"	45"-55"
VESA Standard	200x200 400x200 300x300 400x400 600x400	200x200 400x200 300x300 400x400 600x400	200x200 400x200 300x300 400x400 600x400
Max.VESA	600x400	600x400	600x400
Weight Capacity(per screen)	40kg/88lbs	40kg/88lbs	40kg/88lbs
Screen Qty	3	3	3
Level Adjustment	+3°--3°	+3°--3°	+3°--3°
Cable Management	YES	YES	YES
Base	Cart	Adjustable feet	Steel plate
Max Height	2274mm	2157mm	2144mm

**VIDEO WALL
STAND & CART**



2x2 Video Wall Floor Stand

WM-C 446B

Model	WM-C 446B
Recommended Screen Size	45"-55"
VESA Standard	200x200 400x200 100x100 400x400 600x400
Max.VESA	600x400
Weight Capacity(per screen)	40kg/88lbs
Screen Qty	4
Cable Management	YES
Base	Adjustable feet
Max Height	1630mm



2x2 Video Wall Cart

WM-C 446A



Model	WM-C 446A
Recommended Screen Size	45"-55"
VESA Standard	200x200 400x200 100x100 400x400 600x400
Max.VESA	600x400
Weight Capacity(per screen)	40kg/88lbs
Screen Qty	4
Cable Management	YES
Base	Cart
Max Height	1720mm





ECO

Product size : 720 x 700 x 1800mm
 Packing size : 780 x 750 x 140mm
 Tempered glass : 6mm
 Bracket : 680mm adjust up and down
 Capacity : 40kgs
 Suitable for TV : 25-55"

SVRVVC-ECO



STANDARD

Product size : 750 x 660 x 1765mm
 Packing size : 1200 x 350 x 130mm
 Tempered glass : 6mm
 Bracket : 680mm adjust up and down
 Capacity : 40kgs
 Suitable for TV : 25-55"

SVRVVC-STANDARD



EXECUTIVE

Product size : 800 x 700 x 1900mm
 Packing size : 850 x 750 x 190mm
 1565 x 220 x 90mm
 Tilt : -15* + 15*
 Tempered glass : 8mm
 Bracket : 680mm
 Capacity : 50kgs
 Suitable for TV : 25-55"

SVRVVC-EXECUTIVE

INTERACTIVE BOARD STAND

Universal Interactive white board Cart with Short throw projector Mount.

SVRIWBC



ELECTRIC TV CART



ELECTRIC TV CART

Product size : 800 x 600 x 1540mm
 Packing size : 860 x 660 x 100mm
 1250 x 320 x 200mm
 Tempered glass : 6mm
 Input voltage : 100-240V , 50/60HZ
 Output Voltage : 29V 2.0A
 Capacity : 40kgs
 Suitable for TV : 25-55"
 30* left and right movement , 420mm up and down movement

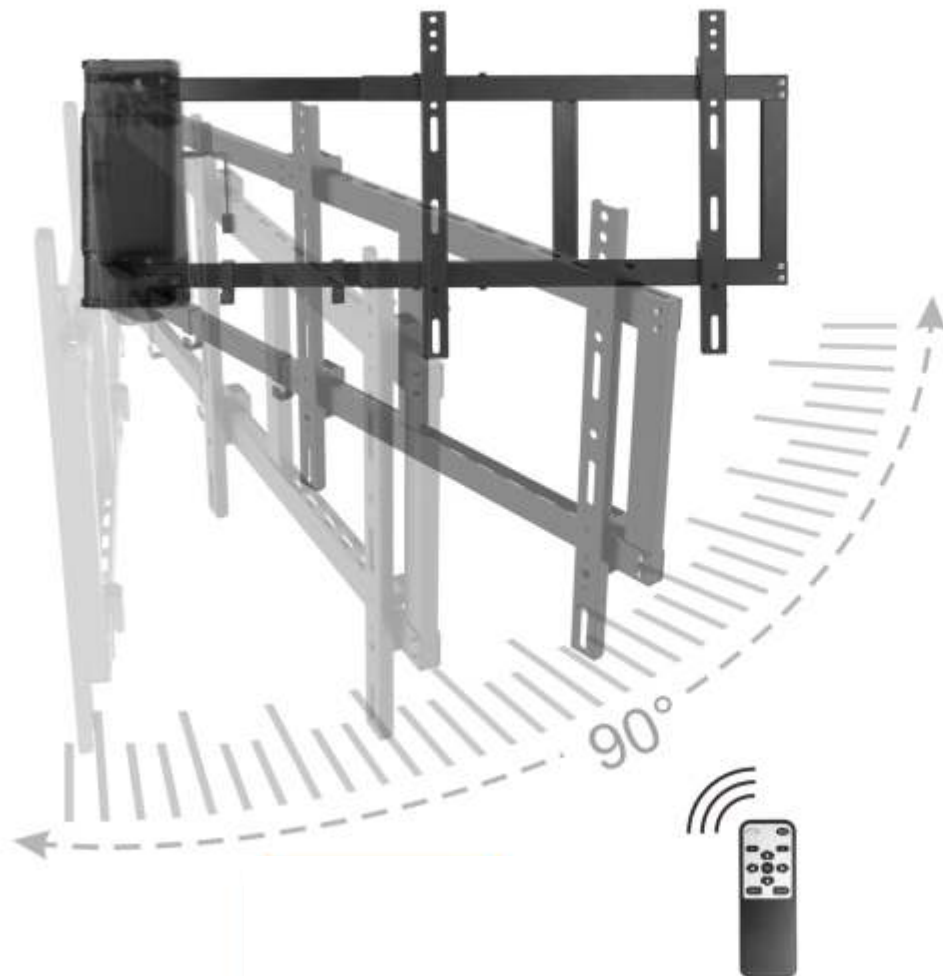
SVRVVCE

Remote Control Motorized TV Wall Mount

For most 32"-60" LED, LCD flat panel TVs

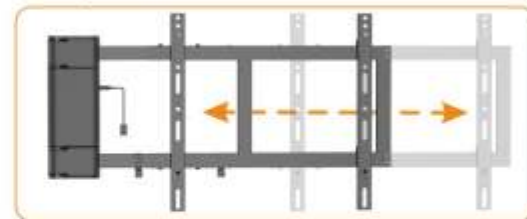


Find the perfect viewing angle without leaving your seat

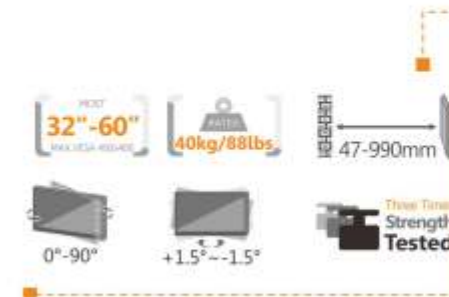


Feature:

1. Remote control operation with 2 convenient one-touch memory preset positions
2. Universal bracket with width adjustable fits most TV sizes
3. Available for using existing TV remote control to operate the functions
4. Cable clips keep cables organized and protected

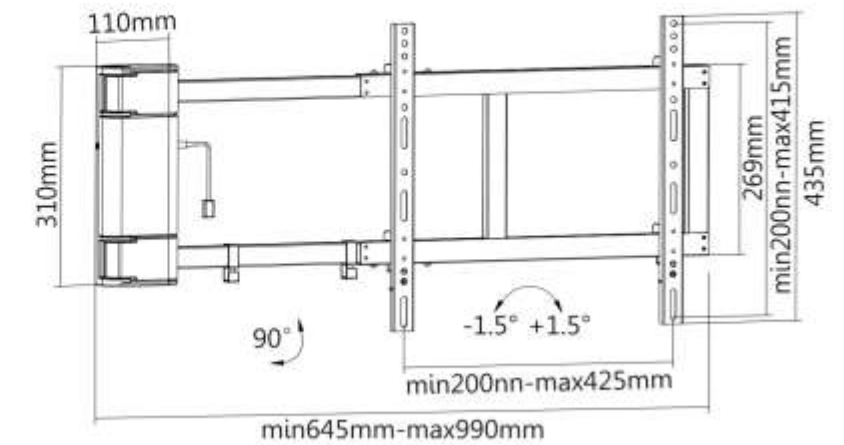



SVRTV-SL



Remote Control Motorized TV Wall Mount

For most 32"-60" LED, LCD flat panel TVs



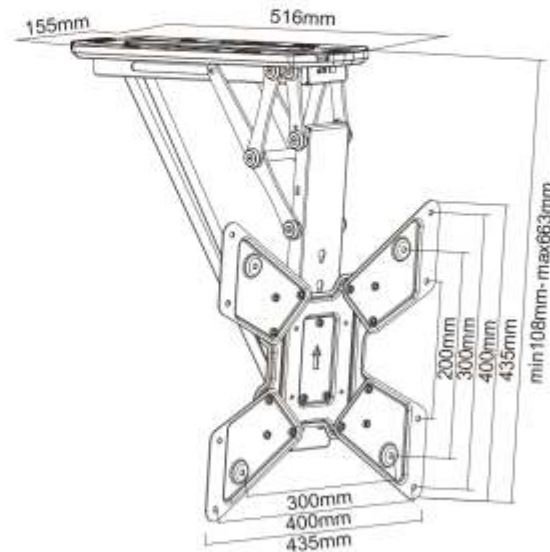
Remote Control Motorized Flip Down TV Ceiling Lifts

For most 23"-55" LED, LCD flat panel TVs



MOST 23"-55" (max VESA 400x400)
 30kg/66lbs
 +3°/-3°
 VESA Compatible 200x200 300x300 400x200 400x400

Profile after fold: 108mm



SVRTV-CFL-SL


Remote Control Motorized Flip Down TV Ceiling Lifts

For most 23"-55" LED, LCD flat panel TVs



Feature:

- Height of TV is adjustable with 4 positions for improved viewing position
- Fixing to ceiling plate for saving space and out-of-way safety
- Available for using TV remote control to operate the functions
- Built-in level adjustment ensures perfect positioning





VIDEOS



CATALOGUES

